

User Manual



CNV[®]

cnvbeauty.com

Content

Produce series.....	2
Safety Notice_____	3
Operation Notice_____	4-5
Summarize & Theory_____	6-8
Application & Treated Scope_____	9
Diagram of Accessories_____	10-12
Operation Steps_____	12
System Interface_____	13-18
Compare Effect_____	19
Application to the crowd_____	20
Taboos_____	21
Technical Parameter & Accessories List-----	22-23
Question & Answer_____	23
After-Sale Service_____	24

1. Safety Notice

1.1. Please don't disassemble the equipment or try to do some other operation, which haven't been indicated in our instruction. All the repairing work should be done by our admitted professional personnel

1.2. Please don't assemble or operate this equipment while you are near the water or your hands are wet. Notice that don't pour the liquid on it.

13. Please pull out the plug from the socket when you met such conditions as below. And in touch with professional maintenance Station.

- A. The equipment touched liquid
- B. The equipment has abnormal smell, smoking or loud and strong noise.
- C. Cable is broken
- D. The equipment is fallen down and broken
- E. When you Pull out the laser pad connection

14. Please don't put anything on the cables, don't place the equipment at any place where someone can step on the cable.

15. Please pull out the power cable after using it for your safety

16. Don't put anything into the equipment's jack, otherwise it may cause fire or touch the electricity. If something enters the equipment, please don't pick it out by yourself, contract distributor or our company immediately

17. Please don't put the equipment on the anything that can't stand steadily, avoid it turns over and damage.

18. Our company has the right to modify the information in this introduction before notify! And keep the explanations right for the above.

2. Operation Safety Notice



Before operation, please read the following content.

(When you want to Pull out the laser pad connection,you must Pull off power firstly!!!)

2.1. It is essential to make different setting according to specific treatment demand.

2.2. The application of The machine must never be painful and cause redness to the skin or leave marks.

2.3. Move the treatment heads slowly over the skin of the body or the face.Don't letting them stop in any one place on the skin.

24. Do not apply the device on children less than 7 years old. The treatment to children over 7 requires medical advice.
25. Do not use this device if suffering from a fever, inflammation, dermatitis (acne, eczema, herpes), warts, open or recently stitched wounds, serious and progressive illnesses (cancer, AIDS, hepatitis, blood diseases, etc. or blood coagulation problems. Do not apply the device if you have or have had phlebitis, after veins surgery within the last two months, if you have varicose veins or tingling in your limbs, if you have any concerns consult a physician.
26. Never use the device on a pregnant woman.
27. The machine could be used on all external and healthy areas of the body except the eyes, throat, ears, glottis and the genital area.
28. Must not be applied inside the mouth, or on mucous membrane, or on nipples, or moles without medical advice.
29. Never use the device if you suffer from epilepsy. The device must not be used by any person suffering from mental illness.
210. In the case of long-term treatment with drugs such as anti-inflammation, anticoagulants, antibiotics or if your skin bruises at the slightest shock, ask advice of your doctor/physician before using.
211. Never apply to the body parts with jewelry or ring.
212. Regular use of The machine enhances well-being; it is better not to stop its use for a prolonged period of time. Not following operating instructions and usage recommendations may bring lesser results than expected. Do not use the device longer than the recommended time.
213. If your symptoms have no improvement, or if in any doubt on the use, consult your doctor.
214. Effect may vary depending on your age, life habits (level of physical activity, diet, etc.).
215. The machine can be used after any plastic surgery only while following the instruction of the surgeon.
216. The machine is designed for professional use only, any personal use of this device is prohibited.
217. The Machine continuous working time shall not exceed 2 hours. The best way is cut

the power off, let the machine have a rest for 10-15 mins. After the machine have worked for a hour.

3. Summarize

What Is Lipo Laser?

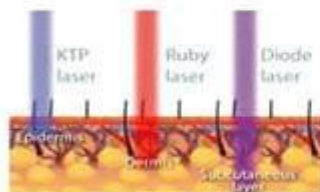
The Lipo Laser utilizes the latest low level/cold laser technology to reduce girth and spot fat over almost all areas of the body without surgery, downtime or redness. A typical

40-minute waistline treatment can reduce an individual by ½ to ¾ of an inch while a full protocol of eight treatments usually results in multiple inch loss.

Click on one of the following for more details:

How Does It Work And What Is The Treatment Process?

How Does It Work And What Is The Treatment Process?



Lipo Laser safety penetrates patients skin at a specific wavelength (650nm) targeted for Adipose (Fat) cells. Adipose cells are permeated releasing free fatty acids (FFA's), water and glycerol. Together these compounds are known as Triglycerides. Triglycerides are normally released from fat cells when the body needs energy once released the glycerol and free fatty acids are used by the body as an energy source. Adipose cells shrink significantly resulting in inch loss for the patient. Exercise or a 10 minute Whole Body Vibration session is recommended immediately post LipoLaser treatments to burn FFA's within the body and help stimulate the lymphatic system.

Laser safety penetrates patients skin at a specific wavelength (650nm) targeted for Adipose (Fat) cells. Adipose cells are permeated releasing free fatty acids (FFA's), water and glycerol. Together these compounds are known as Triglycerides. Triglycerides are normally released from fat cells when the body needs energy once released the glycerol and free fatty acids are used by the body as an energy source. Adipose cells ``

shrink` significantly resulting in inch loss for the patient. Exercise or a 10 minute Whole Body Vibration session is recommended immediately post LipoLaser treatments to burn FFA's within the body and help stimulate the lymphatic system.

5-10 minute Consultation with Technician about the LipoLaser and their goals and concerns.

Paddles are then place onto body areas of a time that is discussed during consult.

Treatment to be repeated is necessary. Results are shown during first treatment however; to gain maximum results 8-10 treatments depending on area will be needed.

The Lipo Laser's non-invasive treatment is considered one of the most innovative methods to treat stubborn areas of fat that do not respond to diet and exercise. It is known as the laser BCS (body contouring system). World wide these procedures are available in Canada, Japan, Korea and other countries. Laser Lipo treatments help create a new and improved look without any pain or discomfort instantly. Most people are familiar with liposuction and some with the newer 'Smart Lipo' procedure. Laser Lipo however has some advantages over these due to the fact that there is no need for either local or general anaesthetics. Research has also shown that Laser Lipo treatment carried out both prior and post traditional liposuction will in fact improve the results by first softening the fat cells prior to liposuction and then helping to even out the treated area afterwards. A Laser Lipo procedure can be completed in just 40 minutes and positive results can be seen INSTANTLY after just one treatment. To secure the best results a course of 8 treatments is recommended.

80KHZ gathered strong waves burst fat, remove fat

Use strong sonic gathered 40000HZ strong wave header acting on the body, attacking the fat layer, speed vibrating deep stubborn fat, can body fat cells to produce friction movement, can effectively burn calories, consumption of water in cells, the fat cells shrink.

While maintaining a stable unidirectional vibration of fat cells produce a strong impact effect, resulting in cavitation benefits. Due to the formation of cavitation bubbles with the surrounding medium, small vibration and constant movement, growth or a sudden burst. In fat cells produce countless vacuum air inside and outside the cave, causing fat cells resulting in the collapse of secondary swell, making fat cells within the blasting, broken down into free fatty acids, which removes fat results.

The negative pressure to improve the orange peel tissue, slimming shaping

Energy generated by the instrument electrodes to stimulate the body's bio-wave corresponding points, the use of different frequencies and pulse, in a variety of physical electronics synergistic interactions, the right to effectively stimulate the fat body, the body in motion, which again burn calories and fat to achieve body sculpting effect.

Multipolar RF head

Radio frequency is one kind of high frequency electromagnetic wave, it can penetrate the dermis and subcutaneous tissue through the fat layer, take heat into deep skin and then accelerate regeneration and reconstruction of skin deep-tissue. RF can produce energy by impedance from the skin, which can make the fatty layer temperature increase in very short time, and this heat will also act on collagen in the dermis layer. Collagen in the dermis layer will shrink immediately after the temperature rise and proliferation of new collagen, so as to achieve the effect of skin pulling, pigmentation improvement, skin whitening, and wrinkle removal.

4. Work theory

Laser Lipolysis is growing in popularity as a procedure for the tummy, arms, male breasts, hips and outer thighs as well as smaller areas of the body such as redefining the jaw line, neck and chin area. It carries fewer risks as traditional liposuction and is a less invasive surgical procedure requiring fewer incisions and resulting in less scarring. We use laser liposuction after liquid liposuction to tighten the skin.

5. Application:

1. Fat burning, Slimming, Body shaping
2. Effective promoting tissue metabolism and blood circulation, better for whiten skin
3. Improve orange peel organization
4. Strengthen the skin elasticity
5. Repair striate gravid arum
6. Anti-aging for face and body
7. Eliminate slow acne scars.
8. Increase the speed of metabolism, speed up the body to excrete waste and excessive water.
9. Relax muscles, relieve muscle spasms, relieve muscle pain.
10. To tighten muscles of the arms, legs, thighs, buttocks, lower back, abdominal muscles, re-shaping body contour.

6. Feature

1. Adopt the leading-edge technology ultrasonic lipolysis in the world
2. Color touch screen with clear treatment parameters, friendly operation
3. Digital frequency control system, energy output evenly, precisely and steady, make sure parameter can't drifting
4. Suitable for all kinds of skin
5. 5--- 20 minutes per session treatment, no impact on your job or study
6. No pain, no cut, no scar, no any side-effect.
7. No rebound, long-lasting result!
8. Easy operation, easy study.

7. Treated Scope

Vasodilator

Fatness of orange skin

Tighten the skin tissue, prevent slack

Lipolysis

Enhance Flexibility of the fibroblast

Edema obesity

Solid obesity

Decomposition of the fatness on the whole or partial body

8. Diagram Of The Accessory


8.1. Lipo Laser Pad (big)



Lipo Laser Pad (small)




80KHz Cavitation handle



Vacuum with RF handle



Multipolar RF



Six polar RF




Three polar RF



9. Operation Steps

91. You will have 2-4 large **Diode Laser paddles** placed on the targeted fatty areas and secured with straps.
92. Then 4 smaller Diode Lasers will be placed over the appropriate lymphatic glands and held in place.
93. The Laser Lipo BCS will then be switched on for 10 minutes, re-located and turned on for another 10 minutes, this will be repeated one more time.
- 9.4. The treated area will now be re-measured to assess the inch-loss achieved. You can expect to see a reduction of between 0.5 and 3 inches.(1.25 and 8cm's).

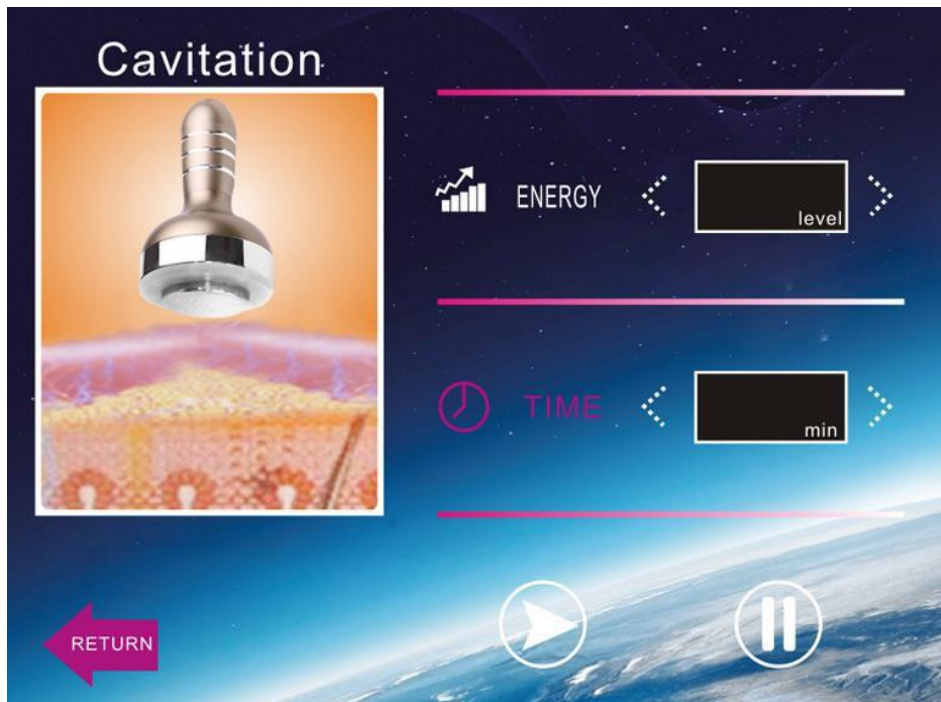


10. System interface:



Please select the technology according to customer needs to enter into the operation screen:

80K RF cavitation system:

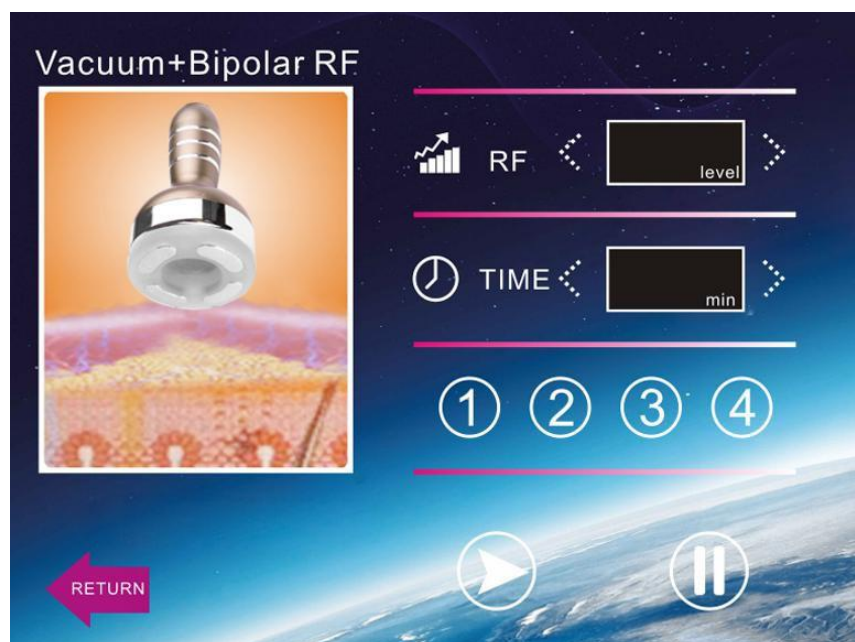


Energy setting: From 01-10, general from beginning of 5 according to the customer's specific circumstances.

Time setting: 10-15 minutes.

Then click "EXIT" button to return to the main menu system selection.

Vacuum +bipolar rf system

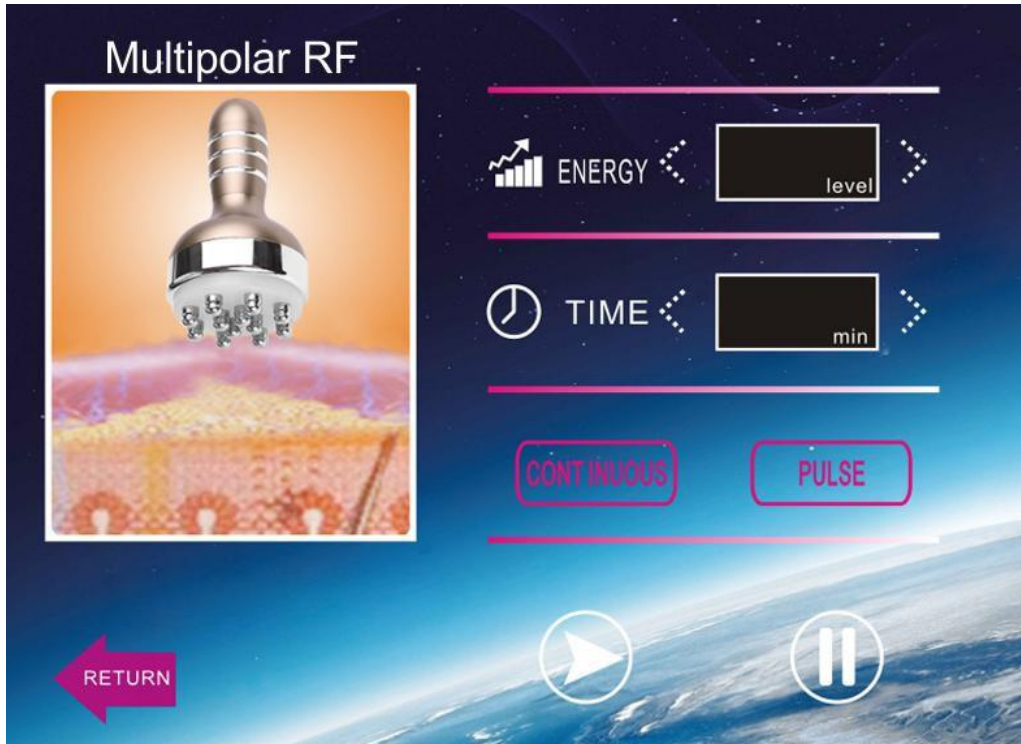


Energy setting: From 01-20, general from beginning of 8 .
according to the customer's specific circumstances.

Time setting: 10-15 minutes.

Then click "EXIT" button to return to the main menu system selection.


Multi-polar RF system:



Energy setting: From 01-20, general from beginning of 8 .
according to the customer's specific circumstances.

Time setting: 10-15 minutes.

Lipo laser system:



A

Mode A: Two big lipo laser pads will be working at the same time



Time setting: 15-20 minutes



**Energy setting: From 01-0, general from beginning of 5 .
according to the customer's specific circumstances.**



Press "work" or "stop" button, the lipo laser system will be working/stop working.

B

Mode B: Two small lipo laser pads will be working at the same time



Time setting: 15-20 minutes



**Energy setting: From 01-0, general from beginning of 5 .
according to the customer's specific circumstances.**



Press "work" or "stop" button, the lipo laser system will be working/stop working.

C

Mode C: Only one big lipo laser pads will be working .



Time setting: 15-20 minutes



**Energy setting: From 01-0, general from beginning of 5 .
according to the customer's specific circumstances.**



Press "work" or "stop" button, the lipo laser system will be working/stop working.

D

Mode D: Only one small lipo laser pads will be working .



Time setting: 15-20 minutes



Energy setting: From 01-0, general from beginning of 5 .
according to the customer's specific circumstances.



Press "work" or " stop" button, the lipo laser system will be working/stop working.

Notice: The Four modes can be working together according to customer needs.

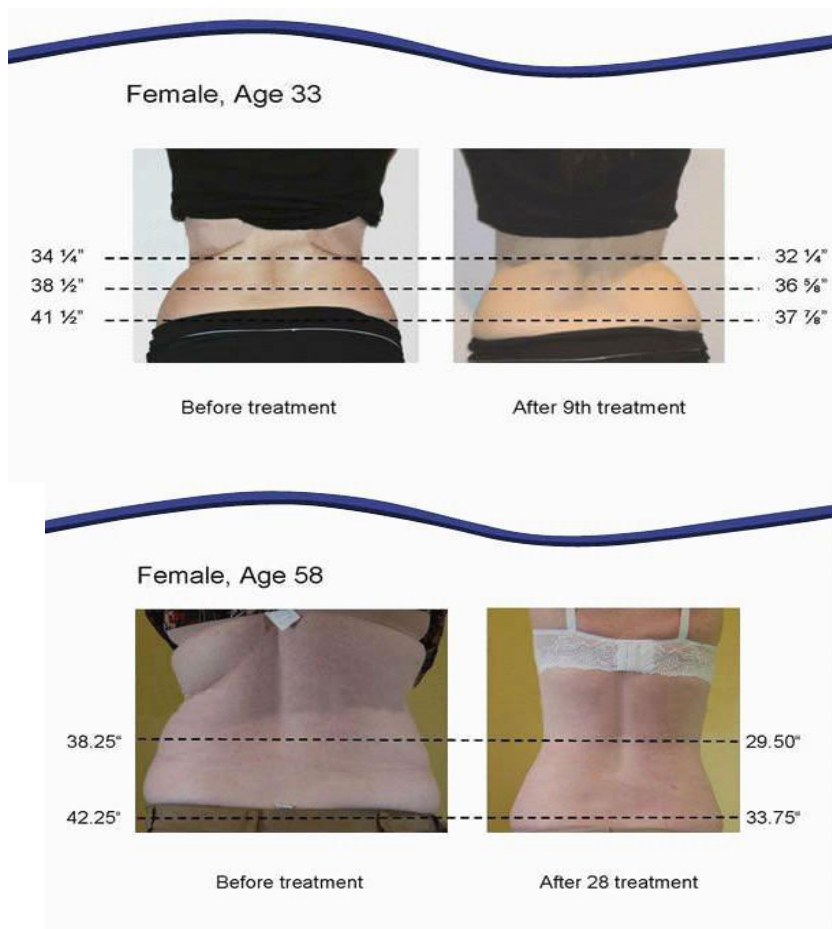


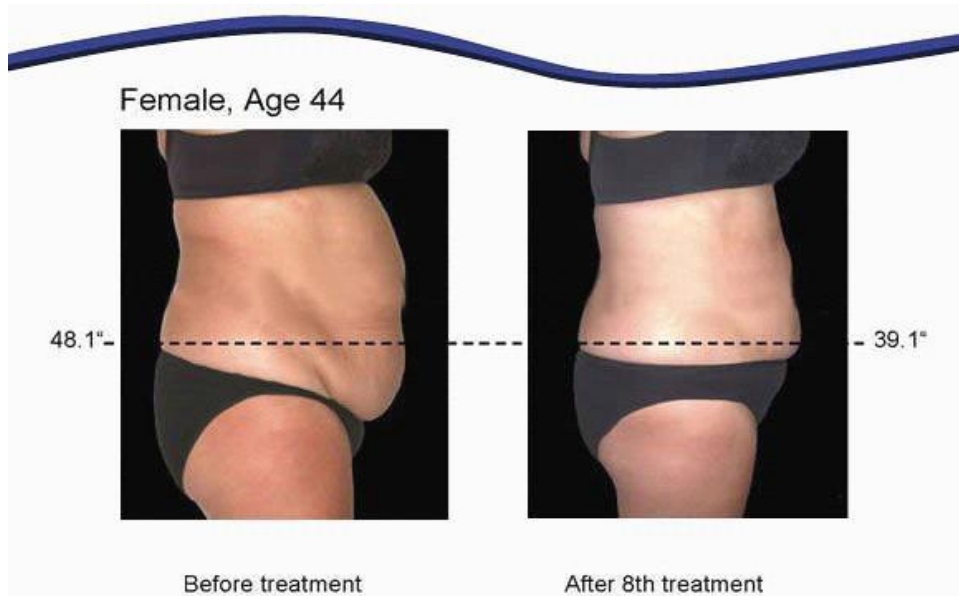
Sound.



Then click button to return to the main menu system selection.

11. Compare Effect:





12. Applicable to the crowd:

1. Who is greedy, eats snacks a lot, like high-fat, high-sugar foods, but doesn't like exercise after eating.
2. Who always drinks beer much or drink aways.
3. Who eats too fast.
4. Who has disease of incretion system, which makes the body fat metabolism disorders. Metabolism decreasing will cause obesity, reduce the number of female menstruation.
5. Women's figure after childbirth, breast-feeding or weaning, generally can recover, but if women do not control eating, it will always obesity;
6. Some people like sports, but stop little by little.
7. Women after menopause, after menopause, likely to be obese.
8. Both men and women, once middle age, likely to be obese

13. Taboos (who are not suitable to use this machine)

- 15.1 Pregnant women or women during in menses.
- 15.2 Epileptic
- 15.3 Patients with malignancy.
- 15.4 Patient whose wound after operation has not healed up.
- 15.5 Acute inflammation or epidemical patients.
- 15.6 Whom with heart diseases or with heart pacemaker..
- 15.7 Whom with kidney (gall-stone) disease.
- 15.8 Who was embedded metal object or silica gel.
- 15.9 Who in menses, birth control period, emiction incontinence period, or accepting the belly operation.

15.10 Whose body always take much inner hot.

15.11 Who has the genetic hypersensitivity.

14. ACCESSORIES LIST & TECHNICAL PARAMETER

★ TECHNICAL PARAMETER

Laser Type	Diode Laser
Laser Wave Length	650nm
Maximum Output Power	450W
Single Output	50mW
Number Of Diode	6x9+2x3=60diode
Timer	30 minutes max
Output Frequency	1Hz to 1000Hz adjustable
Cavitation	80Khz
Vacuum with RF	1MHz
Multipolar RF	5MHz
Power	350W
Voltage	110AVC~240VAC
Working Temperature	10°C~40°C
G.W.	27KG
Meas	62*45*45cm

★ ACCESSORIES LIST

Description	Qty.
Lipo laser pads	6 big paddle (9diode/each)
	2small paddle(3 diode/each)
Cavitation	1pcs
Vacuum with RF	1pcs
Multipolar RF	3pcs
Bandage	2-4pcs
Holder	1pcs
Power cord	1pcs
User manual	1book

15. Question & Answer

Q:Is Lipolaser Safe?

Yes, Lipolaser treatments are completely non-invasive and clients feel nothing. Lipolaser's low level laser technology has been studied and used for over 30 years for many biomedical purposes. FDA approved for pain and inflammation, doctors can use it for fat loss .

Q:Do I have to do other things to lose the fat?

Only for bigger results - 1 inches without changes, 5 inches with major lifestyle changes, like diet and exercise we have support if you choose to change your life while doing the sessions.

Q:What do you do to keep the fat off?

Normal things you need to keep weight off diet and exercise, drinking water, etc.

Q:Where Does the Fat Go?

That fat can be burned as energy in the body, or normal metabolic processing just like when you exercise and release fat.

Q:How Quickly Will I See Results?

Many clients see measureable results after their first session.

Q:What Kind of Results are Produced?

1-5 inches average-the most lost in 9 sessions is 23 inches People who make minor lifestyle changes, are on the higher end of the average, and those who don't, the lower end.

Q:How many times do I need it ?

3times per week,9 times per course of treatment.

16. After-sale service and maintenance

The term of maintaining guarantee is main device 1 year and spare part 3 months from the date of purchasing according to the receipt. (Expendable is not included in it.) Others not included in maintaining guarantee or over the time, we also supply to maintain and renew but need charges. Please contact with the dealer if need change of purchasing the parts and easily expendable products.

A. We will guarantee the quality of our equipment, normally there is no quality problem

1. If there is a deficiency, please email or call us on the reasons, it would be best to dealt with by email or telephone. Because some of the problems are caused by using the machine in a wrong way.
2. We suggest the client to take photos of the area where the problem occurs, we will pass them to our technician , our technician will give a satisfactory answer within 1-7 working days
3. If the problem comes from the spare part within the warranty, we could consider in changing the spare part to our client, which could be sent with his/her next order. If the next order is uncertain, we could pay freight cost to send the spare parts.

4. If the problem comes from the main device within the warranty, we could advise our client to post the device back to our company for repair by ordinary post, or we could re-send a new one to our client. If the cost of posting the problematic device back to BEST is more than the value of a new device, BEST would take it into consideration, according to the actual status; apply to re-send a completely new device back to our client.

B. We won't supply maintaining guarantee if troubles as below:

- a) Disassembling the machine by self;
- b) Fall it without caution;
- c) Lack of reasonable keeping and protect;
- d) Not operate according to the user manual.
- e) Expendable reasons